

FY25 Financial Overview

FY25 revenue and expenses (July 1, 2024 - June 30, 2025).

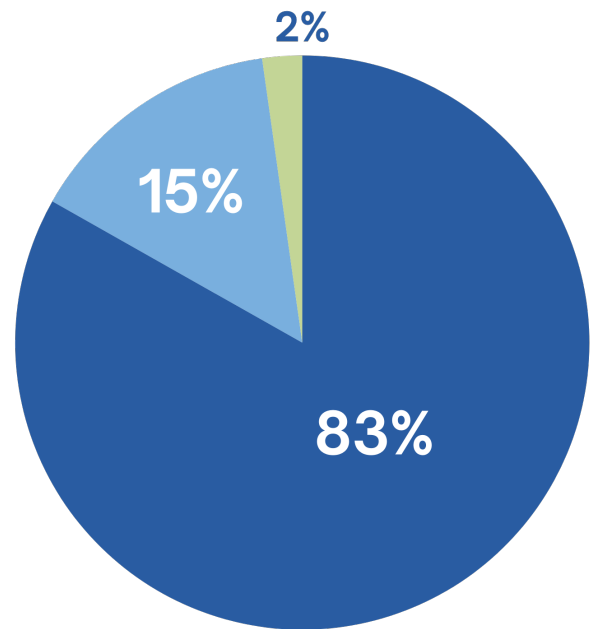
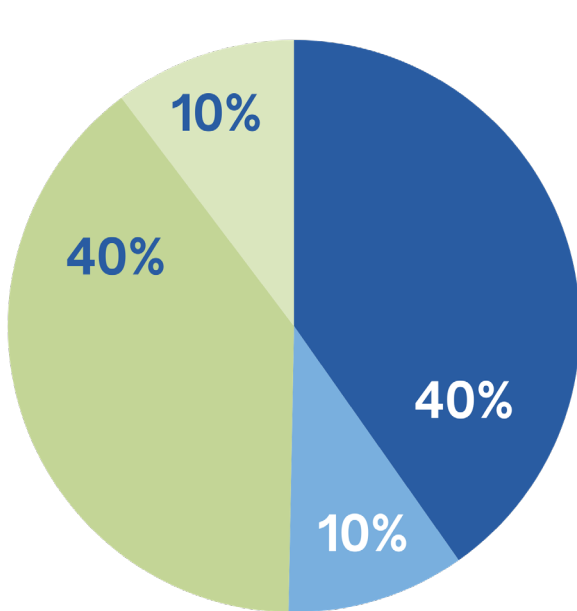
Based on an influx of contributions and SBA grant funding in FY21 and FY22, Tosco Music built a cash surplus near \$500K during FY22 and began investing in staff infrastructure. We operated with planned deficit budgets in FY23-FY25 in an effort to reach staffing needs. Most recent efforts have been directed towards reducing ongoing expenses as we work to resume a balanced financial position. In FY25, Tosco Music presented one fewer major event at Knight Theater which is the primary factor for reduced revenue.

Tosco Music maintains a strong financial position ending FY25 with cash on hand equivalent to two months of FY26 operating budget available for any unplanned expense or revenue shortfall.





As a Gold-rated nonprofit on Guidestar/Candid, Tosco Music's financial history is available online as Tosco Music Parties, Inc.

Your charitable donations go far with Tosco Music! In FY25:




- \$0.98 of every dollar donated was spent on program services, and
- \$0.63 of every dollar donated was paid directly to individual musicians and creatives.



Revenue Breakdown

| | | |
|---|---------------|------------|
|  | Programs | \$ 208,276 |
|  | Sponsorships | \$ 52,108 |
|  | Contributions | \$ 213,032 |
|  | Grants | \$ 53,302 |

Expense Breakdown

| | | |
|---|----------------------|-----------|
|  | Program Services | \$523,761 |
|  | Management & General | \$ 91,735 |
|  | Fundraising | \$ 14,095 |